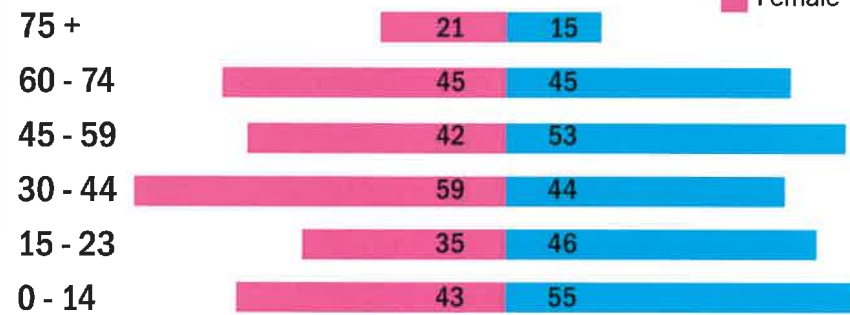




Tourism

Cremona's location is ideal with easy access to the mountains and recreational areas for camping, fishing, hunting, horseback riding and hiking. Cremona has two hotels with restaurants. A proposed campground within the Village is may begin development in 2017.

Population by Age Group



2017 Community Overview

A SOCIO-ECONOMIC PROFILE

Top Countries of Immigration by Place of Birth

United States	4
Germany	3
United Kingdom	3
Other	20



For more information, contact:
Planning & Development
Ph: 403-637-3762
Email: inquiry@cremona.ca
www.cremona.ca

Produced in partnership with



www.centralalberta.ab.ca
www.investcentralalberta.com

The data used to prepare this report has been sourced from the Alberta Dashboard, Stats Canada and municipalities, with estimates and future projections from Environics. Estimated data are extracted from models developed by Environics Analytics. The report uses an Environics Analytics' forecasting process to determine current year and future projections based on 2011 Stats Canada information. This report is for information purposes only and CAEP does not assume any responsibility or liability by providing it. While every effort has been made to control errors, users are advised to confirm any numbers before making decisions or assumptions based on the information in this document. Data prepared by Pinnacle Communication & Media Inc. on behalf of CAEP.

For more information about CAEP, contact:
Ph: 403-357-2237
Email: info@caepalberta.com



2017 Community Overview

A SOCIO-ECONOMIC PROFILE



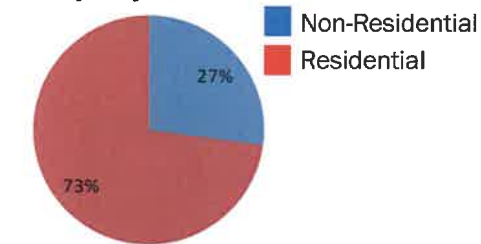
POPULATION: 503

Median Age

Male	39.7
Female	40.1

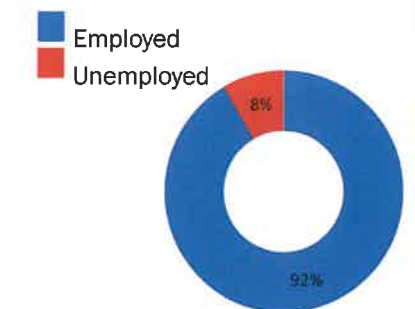
Number of Businesses: 53

Property Assessments



Average Household Income
\$80,704
Average Household Disposable Income
\$64,810
Income Tax \$16,893

In the Labour Force 274
 Employed 251
 Participation Rate 67.8%



Transportation

Cremona is a village in west-central Alberta, just 40 minutes from Calgary, along the Cowboy Trail north of Cochrane on Highway 22 and west of Carstairs on Hwy 580.





Housing by Structure

Single Family	152
Multi-Family	0
Apartments	16
Other	54

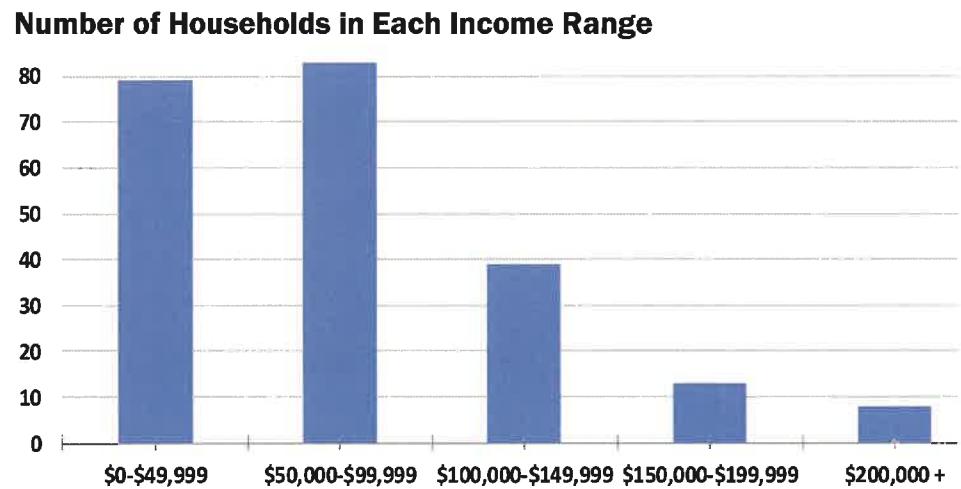
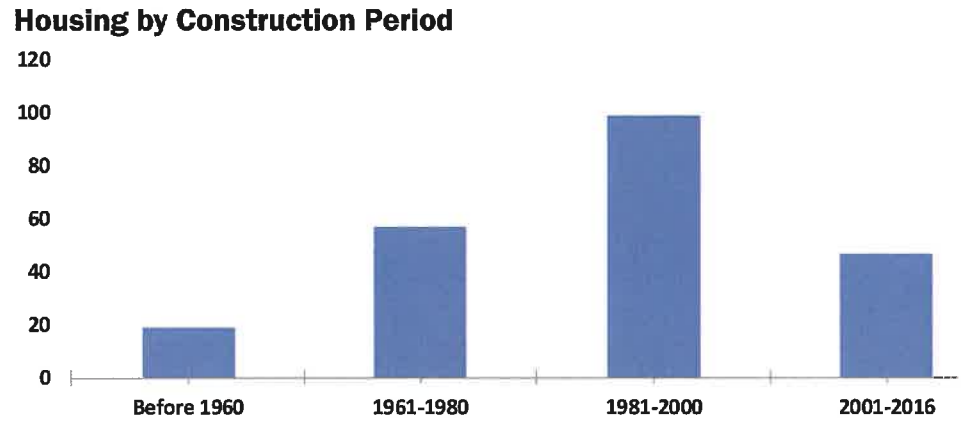
Average House Price (3 bdrm)
\$250,000

Total Households for Tenure

Total	222
Owned	142
Rented	80

Average Household Consumption


Shelter	\$15,612
Food	\$9,699
Household operation & furnishings	\$5,809
Health care	\$3,492
Transportation	\$12,096
Recreation & Entertainment	\$8,492
Personal care & clothing	\$3,666
Child Care	\$311
Education & books	\$856
Miscellaneous expenditures	\$1,503
Total	\$61,536



Land Space

Cremona expects to see a 24-30 lot residential development begin in 2017. In addition, the Village will be looking at subdividing village owned land for sale in the commercial areas.

Average Household Income



Major Projects and Infrastructure

The village has just completed pavement and sidewalks on two streets and in front of the fire hall. The fire hall is being renovated, as is the Municipal Library. Pictured at left is the town's water treatment facility.



Occupations

(number of jobs)

Trades, transport and equipment operators and related occupations	102
Sales and service occupations	85
Business, finance and administration occupations	82
Art, culture, recreation and sport	4
Health occupations	1

Top Ten Industries

(number of jobs)

Administrative and support, waste management and remediation services	68
Health care and social assistance	42
Accommodation and food services	40
Retail trade	35
Construction	31
Public administration	22
Other services	20
Manufacturing	5
Agriculture, forestry, fishing and hunting	3
Wholesale trade	2

Top Employers

Chinooks Edge School Division - Cremona School	
Nelons Hotel and Coyote Grill	
Iron Mountain Diesel	
KC Foods	
Bumper to Bumper	
Petro Canada	
Mountain View Credit Union	
Village of Cremona	
Sunergy Systems Ltd	
Oriental Kitchen	

Highest Educational Attainment (Ages 25-64)




2017 Community Overview

A SOCIO-ECONOMIC PROFILE

Top Countries of Immigration by Place of Birth

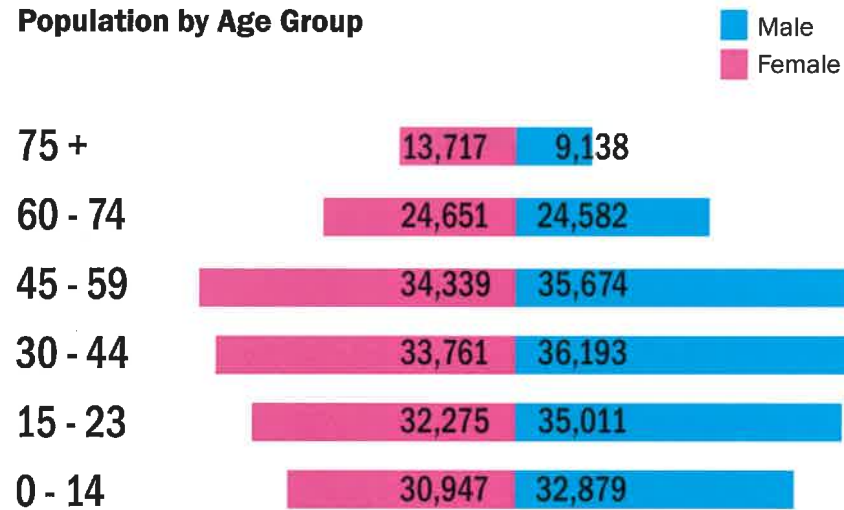
Philippines	6753
United Kingdom	4216
Netherlands	2766
United States	2133
Germany	1613
El Salvador	1010
India	817
China	574
Mexico	505
Other Northern Europe	485



Active lifestyle

Central Alberta hosts hundreds of local events every year. From outdoor activities to indoor leisure, Central Alberta offers something for every taste and budget. Highlights include sporting events and eco- and agri- tourism.

Population by Age Group



For more information about CAEP, please contact:

Central Alberta Economic Partnership

Ph: 403-357-2237

Email: info@caepalberta.com

www.centralalberta.ab.ca

www.investcentralalberta.com



The data used to prepare this report has been sourced from the Alberta Dashboard, Stats Canada and municipalities, with estimates and future projections from Environics. Estimated data are extracted from models developed by Environics Analytics. The report uses an Environics Analytics' forecasting process to determine current year and future projections based on 2011 Stats Canada information. This report is for information purposes only and CAEP does not assume any responsibility or liability by providing it. While every effort has been made to control errors, users are advised to confirm any numbers before making decisions or assumptions based on the information in this document. Data prepared by Pinnacle Communication & Media Inc. on behalf of CAEP.

2017 Community Overview

A SOCIO-ECONOMIC PROFILE

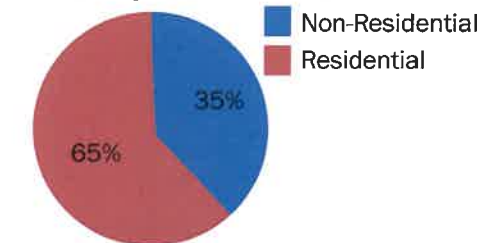


POPULATION: 308,578

Number of Businesses: 13,130

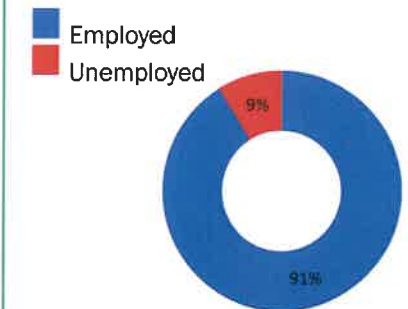
Housing Starts: 1176 (2015)

Property Assessments



Average Household Income
\$114,139
Average Household Disposable Income
\$89,945
Taxes \$24,195

In the Labour Force **199,448**
Employed 181,684
Participation Rate 64.6%



Transportation

The CAEP region is intersected by Alberta's major north-south connector, the Queen Elizabeth II Highway, which is part of the CANAMEX corridor. Central Alberta is also home to the Red Deer Airport, and is well served by rail and other major provincial highways.





Total Households for Tenure

Owned	131,717
Rented	28,439


Building Permits Issued
3698
Total Building Permits Value
\$6.77 M
(2015)

Housing by Structure

Single Family	91,017
Multi-Family	14,046
Apartments	17,926
Other	8,728

Average Rent - 2 bdrm.
\$985
(2015)
Vacancy Rate
6.11%
(2015)

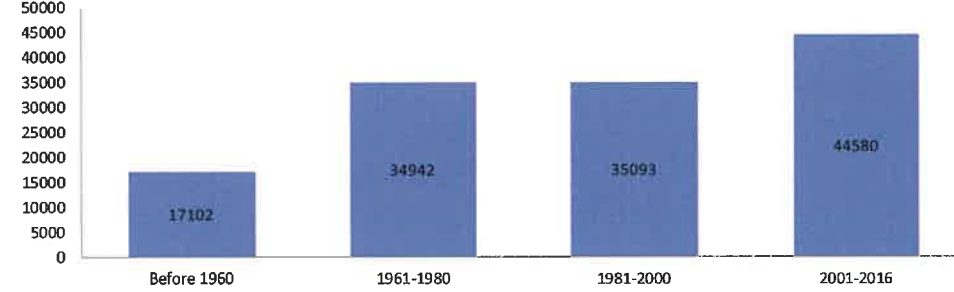
Average Household Income



Average Household Consumption

Shelter	\$19,114
Food	\$11,762
Household operation & furnishings	\$8,406
Health care	\$4,057
Transportation	\$15,527
Recreation & Entertainment	\$13,275
Personal care & clothing	\$5,854
Child Care	\$363
Education & books	\$1,078
Miscellaneous expenditures	\$1,834
Total	\$81,270

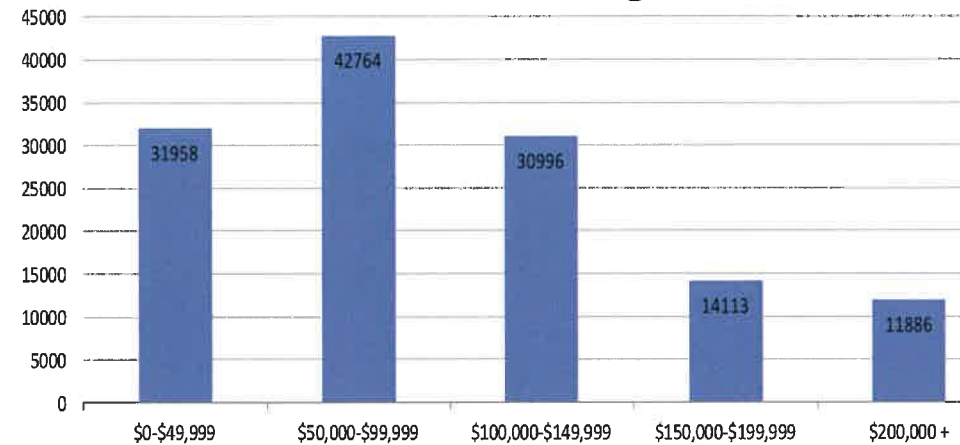
Housing by Construction Period



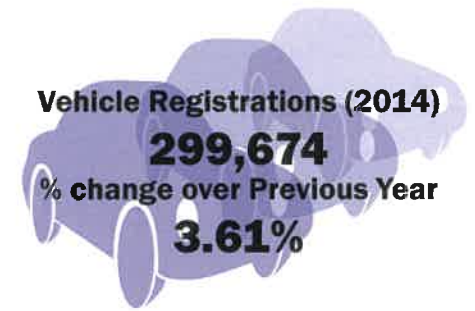
Quality of Life

Housing and real estate prices in Central Alberta remain affordable, and many incredible indoor and outdoor activities are easily accessible.

Number of Households in Each Income Range



Geographic Diversity
The region is comprised of a wide array of terrains, from the Rocky Mountains in the west to Badlands and rolling grasslands in the east. Central Alberta has a compliment of both rural and urban developments.



Top Ten Industries
(number of jobs)

Services (undefined)	22471
Administrative and support, waste management and remediation services	20889
Mining, quarrying, and oil and gas extraction	20784
Construction	17836
Agriculture, forestry, fishing and hunting	13360
Real estate and rental and leasing	12190
Retail trade	11791
Utilities	11279
Arts, entertainment and recreation	11076
Management of companies and enterprises	10601

Occupations
(number of jobs)

Manufacturing and utilities	43586
Education, law and social, community and government services	38018
Trades, transport and equipment operators and related occupations	26996
Management occupations	26055
Business, finance and administration occupations	18424
Natural and applied sciences and related occupations	13253
Natural resources, agriculture and related production occupations	13016
Sales and service occupations	7781
Art, culture, recreation and sport	7013
Health occupations	3796

Highest Educational Attainment (Ages 25-64)

